

ANKASTRE Armatürler / *RECESSED Fittings*



Minima 80

Aluminyum Enjeksiyon Malzeme
Elektrostatik Toz Boya
Halogen, retrofit LED ve profesyonel COB LED kullanılabilir
Dikey Eksende 30°
Kolay lamba değişimi
Açılması gerekli olan delik çapı 82mm
Renkler: Beyaz, Siyah, Gri, Antrasit, Krom kaplama, Altın kaplama, Nikel kaplama

Minima 80

*Die cast aluminium material
Electrostatic paint
Halogen, retrofit and Professional COB LED systems
30° rotation at the vertical axis
Easy lamp replacement
Cutout dimension 82mm
Colors: White, Black, Silver, Anthracite, Chrome, Gold, Dark Chrome*

Delik ölçüsü 82mm / Cutout dimension 82mm
Max. derinlik 90mm / Max. Depth 90mm



Ø 92mm



Minima 80 Halogen Lambalı / *Halogen Lamp*

Kod Reference	Güç tüketimi & Reflektör açısı Power consumption & reflector angle	Lamba tipi Lamp type	Duy Lamp holder
10.100100	230V 50W /40°	PAR16	GU10
10.100200	12V 50W /10° – 36°	QR-CBC	Gx5,3

Minima 80 LED Lambalı / *LED Module*

Kod Reference	Güç tüketimi & Reflektör açısı Power consumption & reflector angle	Lamba tipi Lamp type	Duy Lamp holder
10.100300	230V 8W /35°	PAR16	GU10

Minima 80 COB LED Lambalı / *COB LED Module*

Kod / Reference	Güç tüketimi /Power consumption	Lamba Tipi / Lamp Type
10.100606	6W	Professional LED Module
10.100609	9W	Professional LED Module
10.100613	13W	Professional LED Module

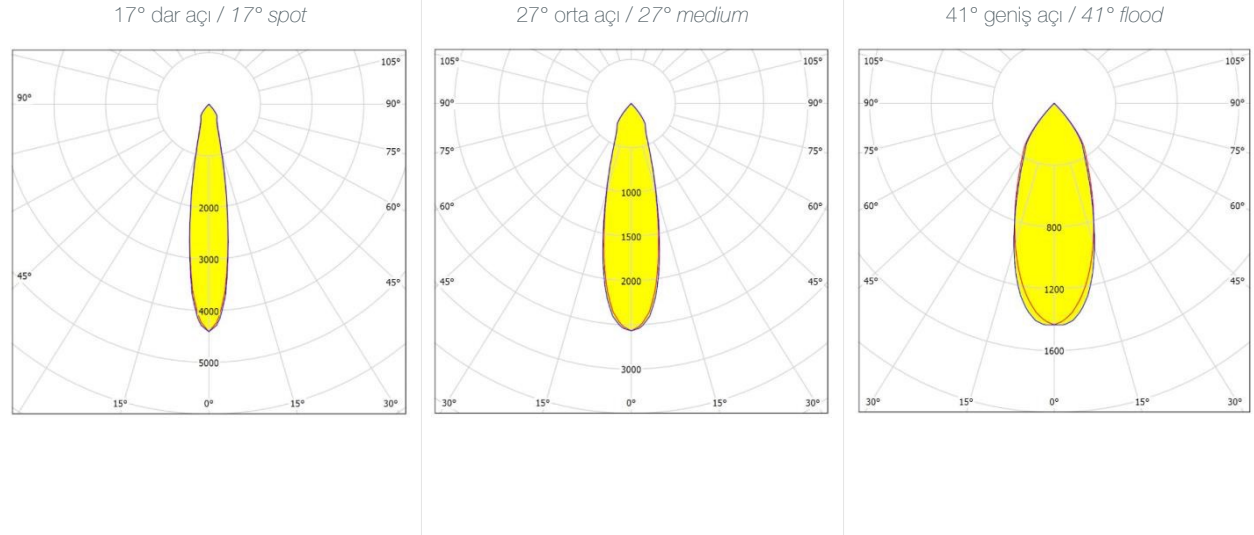
Minima 80 LED teknik bilgileri / *LED Technical data*

Güç tüketimi Power consumption	Çalışma akımı Input current	Çalışma gerilimi Input voltage	Işık rengi Color temperature	Lümen değeri Lumen output	Renk geriverimi Color rendering
6W	350mA	18V	2700 K	680 lm	% 80 CRI
9W	500mA	18V	2700 K	905 lm	% 80 CRI
13W	700mA	18V	2700 K	1188 lm	% 80 CRI
6W	350mA	18V	3000 K	730 lm	% 80 CRI
9W	500mA	18V	3000 K	973 lm	% 80 CRI
13W	700mA	18V	3000 K	1278 lm	% 80 CRI

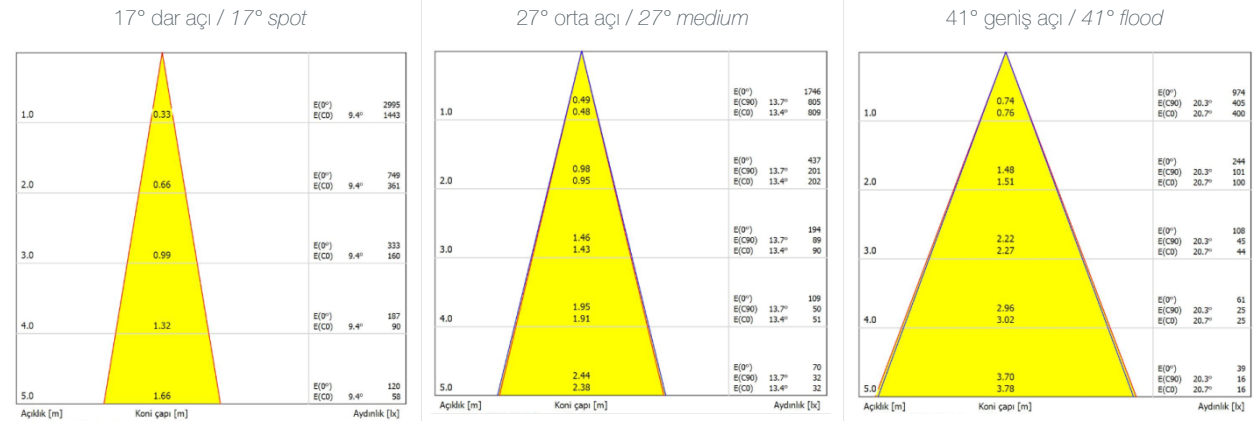
Reflektör açıları 17°, 27°, 41° ve 70° / Reflector angles 17°, 27°, 41° and 70°

PROFESYONEL COB LED IŞIK DAĞILIM BİLGİLERİ
PROFESSIONAL COB LED LIGHT DISTRIBUTION DATA

CREE COB Polar Eğri Grafiği 350mA 6W 2700K 680lm / CREE COB Polar Curve 350mA 6W 2700K 680lm



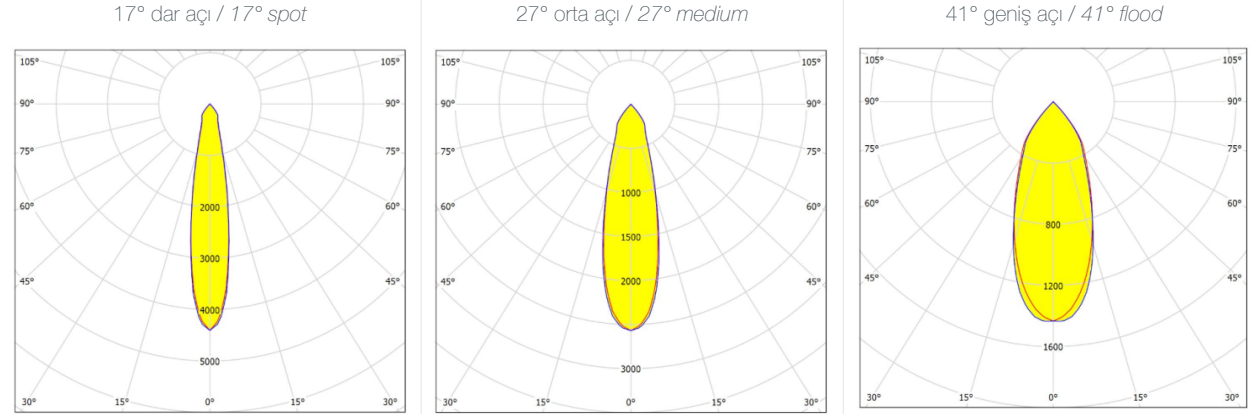
CREE COB Konik Diagram 350mA 6W 2700K 680lm / CREE COB Cone Diagram 350mA 6W 2700K 680lm



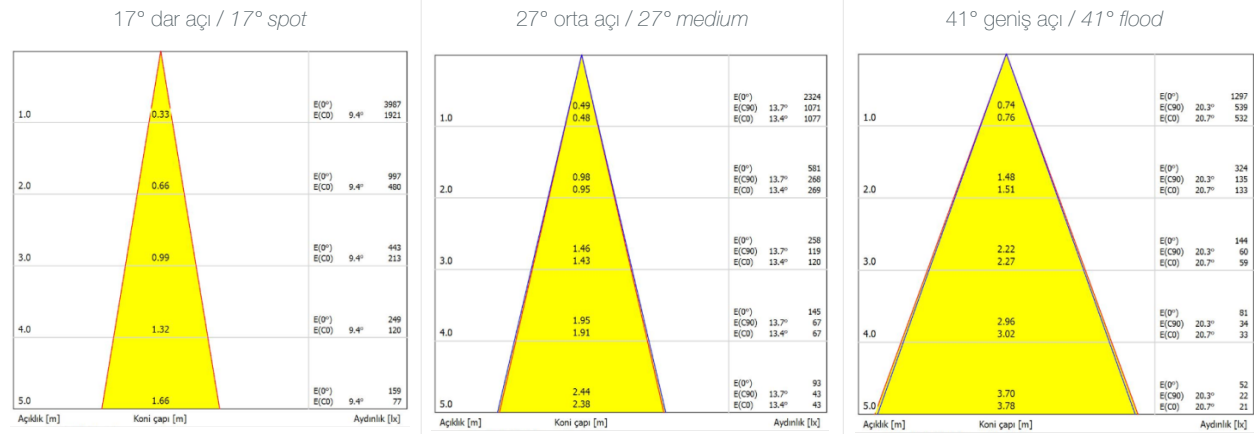
Işık dağılım yansımaları/ Light distribution reflection



CREE COB Polar Eğri Grafiği 500mA 9W 2700K 905lm / CREE COB Polar Curve 500mA 9W 2700K 905lm



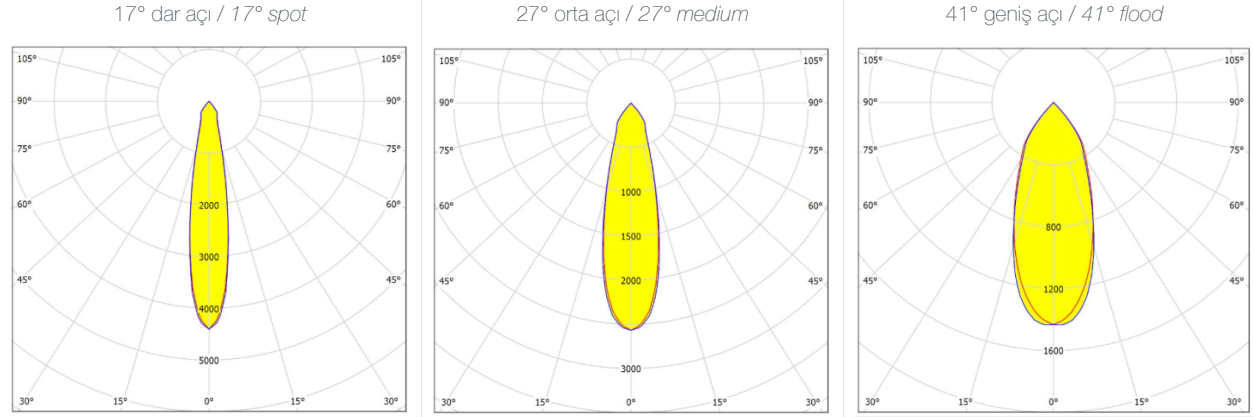
CREE COB Konik Diagram 500mA 9W 2700K 905lm / CREE COB Cone Diagram 500mA 9W 2700K 905lm



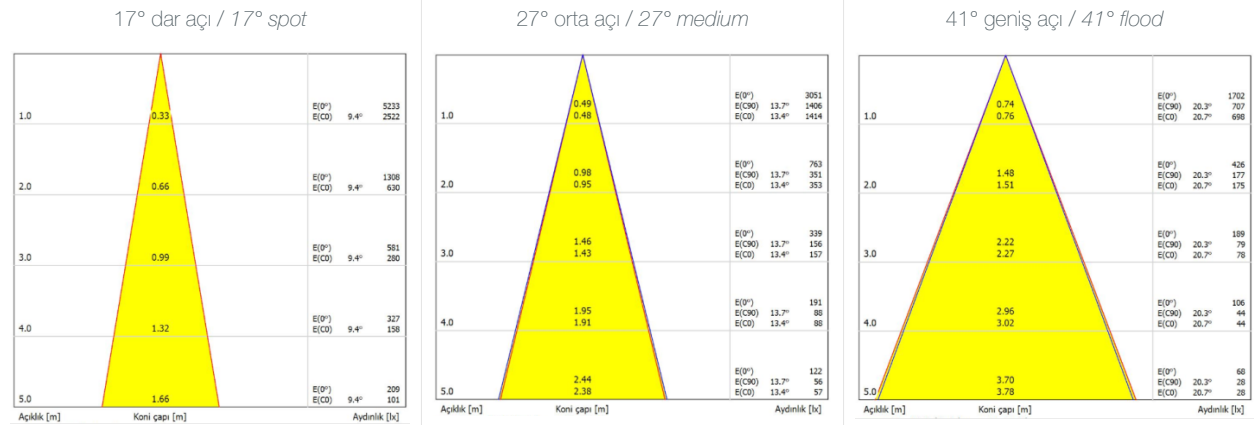
Işık dağılım yansımaları/ Light distribution reflection



CREE COB Polar Eğri Grafiği 700mA 13W 2700K 1188lm / CREE COB Polar Curve 700mA 13W 2700K 1188lm



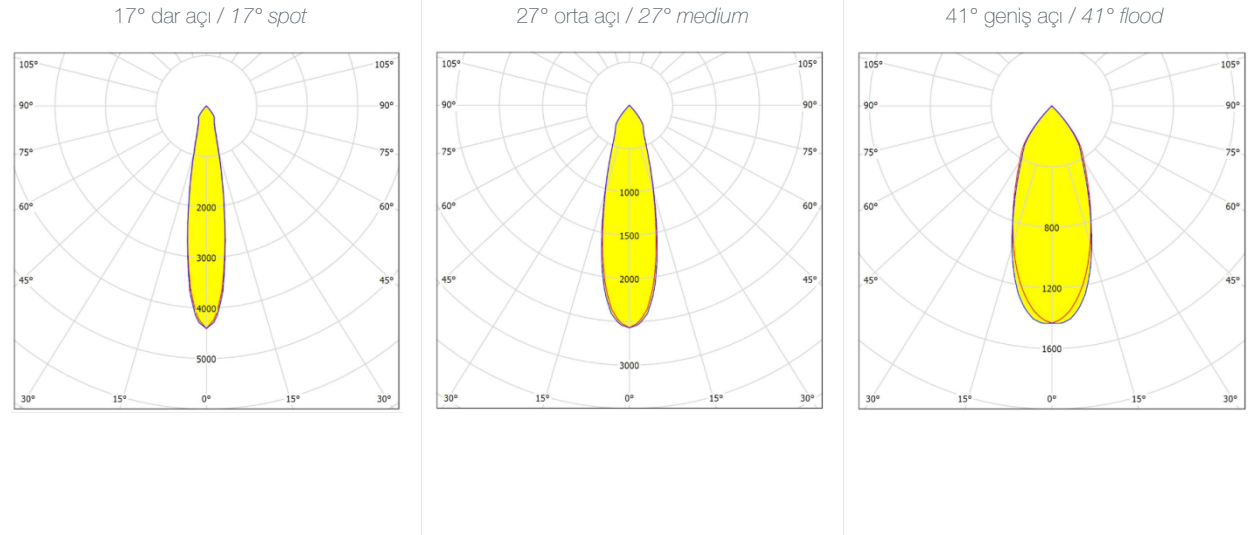
CREE COB Konik Diagram 700mA 13W 2700K 1188lm / CREE COB Cone Diagram 700mA 13W 2700K 1188lm



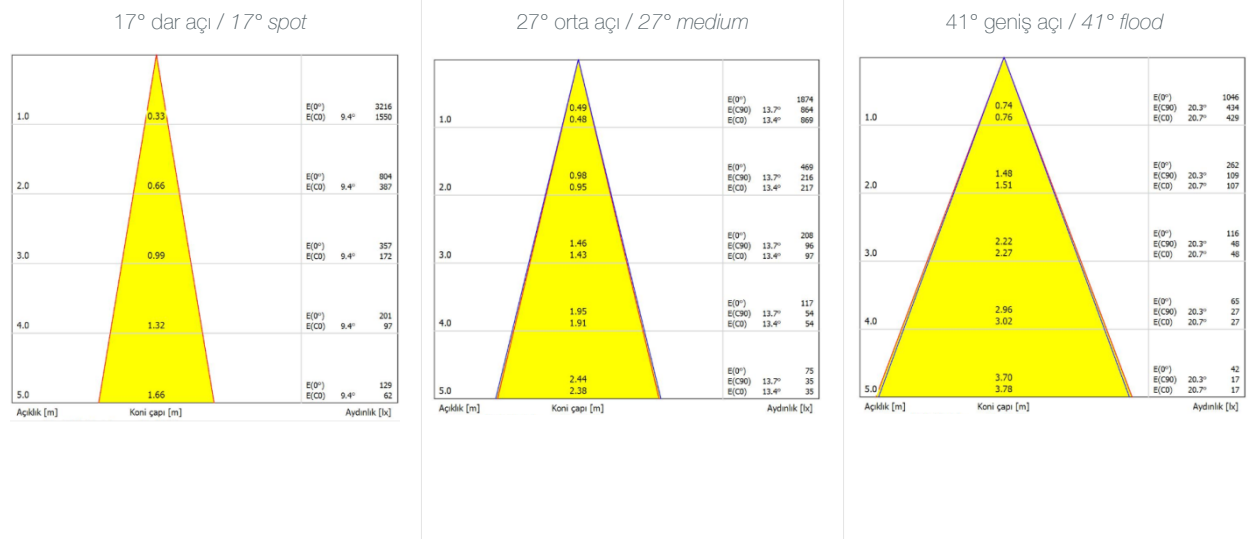
Işık dağılım yansımaları/ Light distribution reflection



CREE COB Polar Eğri Grafiği 350mA 6W 3000K 730lm / CREE COB Polar Curve 350mA 6W 3000K 730lm



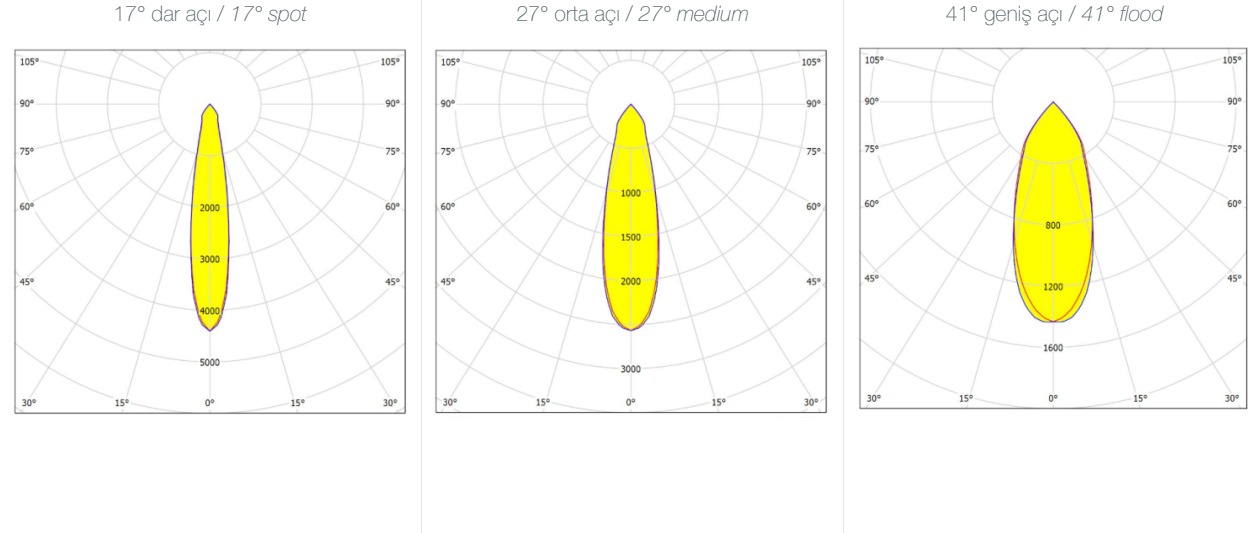
CREE COB Konik Diagram 350mA 6W 3000K 730lm / CREE COB Cone Diagram 350mA 6W 3000K 730lm



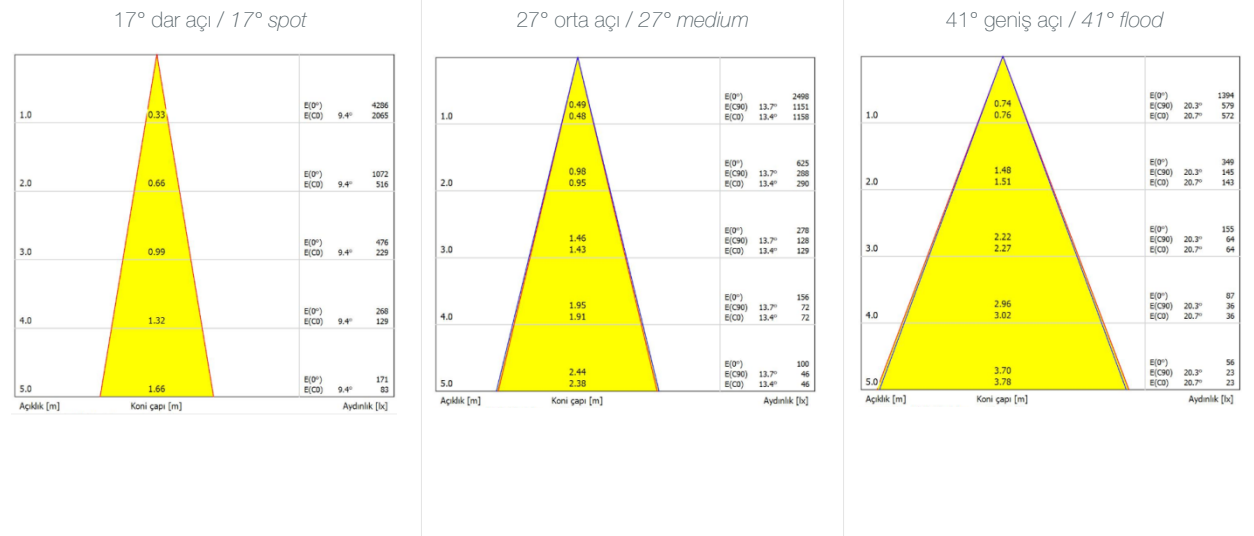
Işık dağılım yansımaları/ Light distribution reflection



CREE COB Polar Eğri Grafiği 500mA 9W 3000K 973lm / CREE COB Polar Curve 500mA 9W 3000K 973lm



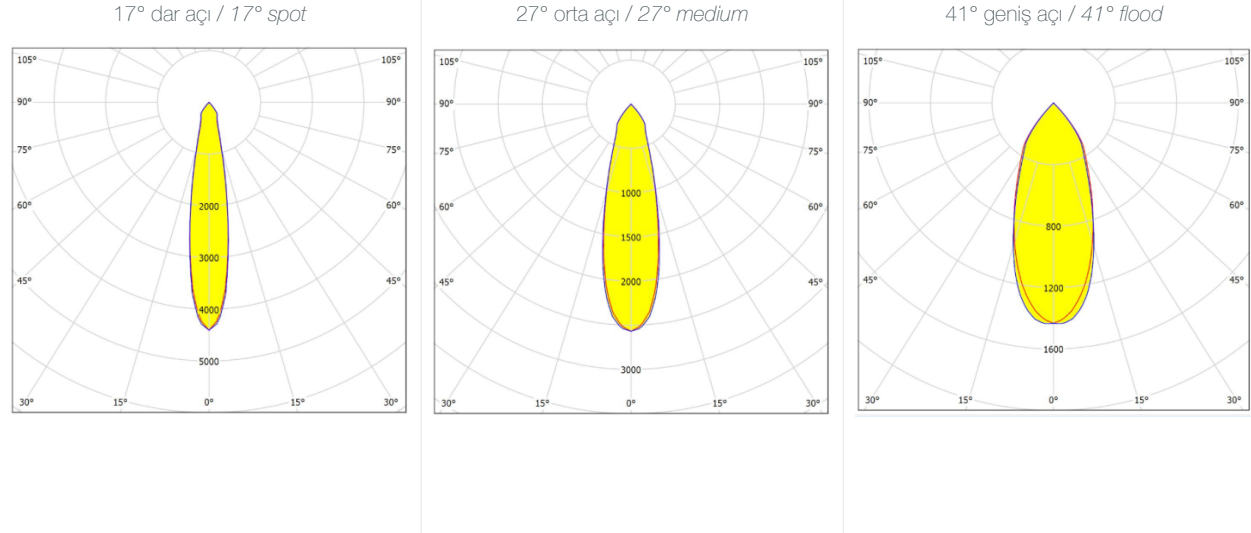
CREE COB Konik Diagram 500mA 9W 3000K 973lm / CREE COB Cone Diagram 500mA 9W 3000K 973lm



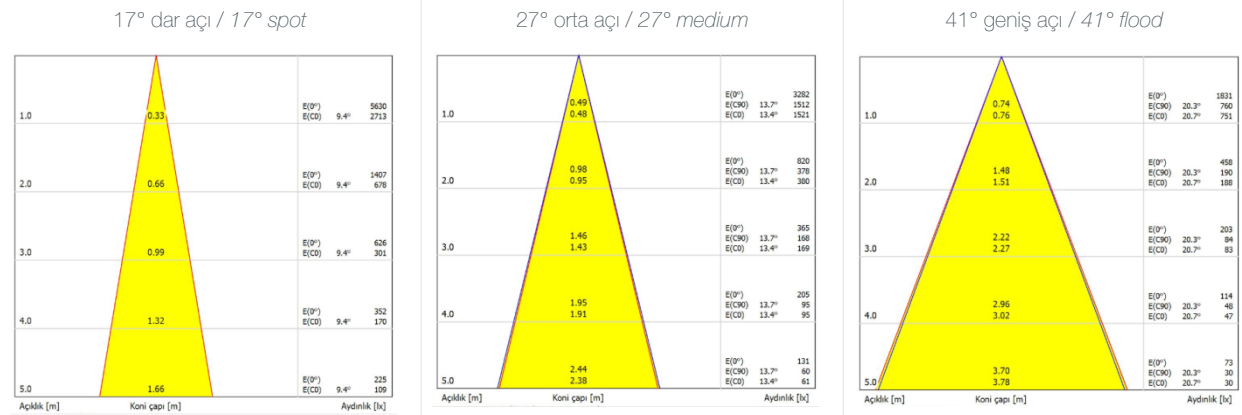
Işık dağılım yansımaları/ Light distribution reflection



CREE COB Polar Eğri Grafiği: 700mA 13W 3000K 1278lm / CREE COB Polar Curve 700mA 13W 3000K 1278lm



CREE COB Konik Diagram 700mA 13W 3000K 1278lm / CREE COB Cone Diagram 700mA 13W 3000K 1278lm



Işık dağılım yansımaları/ Light distribution reflection

